TECHNOLOGY CENTRE PRAGUE

PARTICIPATION OF CZ IN THE ‚WIDENING' SCHEMES UNDER HE

Vladimír Vojtěch

CZEDER 2026, 23rd November 2026

AGENDA

1

THEORY
AND CONTEXT

2

WIDENING
IN NUMBERS

GEOGRAPHIC ORGANIZATION OF REALITY

- Phenomena of higher quality or greater significance are naturally characterized by a more uneven spatial distribution than phenomena of lower quality or lesser significance.
- Most advanced economic activities or the highest-quality ones are concentrated in few centres or regions
- Conversely, less advanced economic activities or activities and phenomena that were once modern and now are widespread are distributed more evenly across the territory

Obr. 2: Geografická organizace ekonomických sektorů a orientace koncentračních procesů

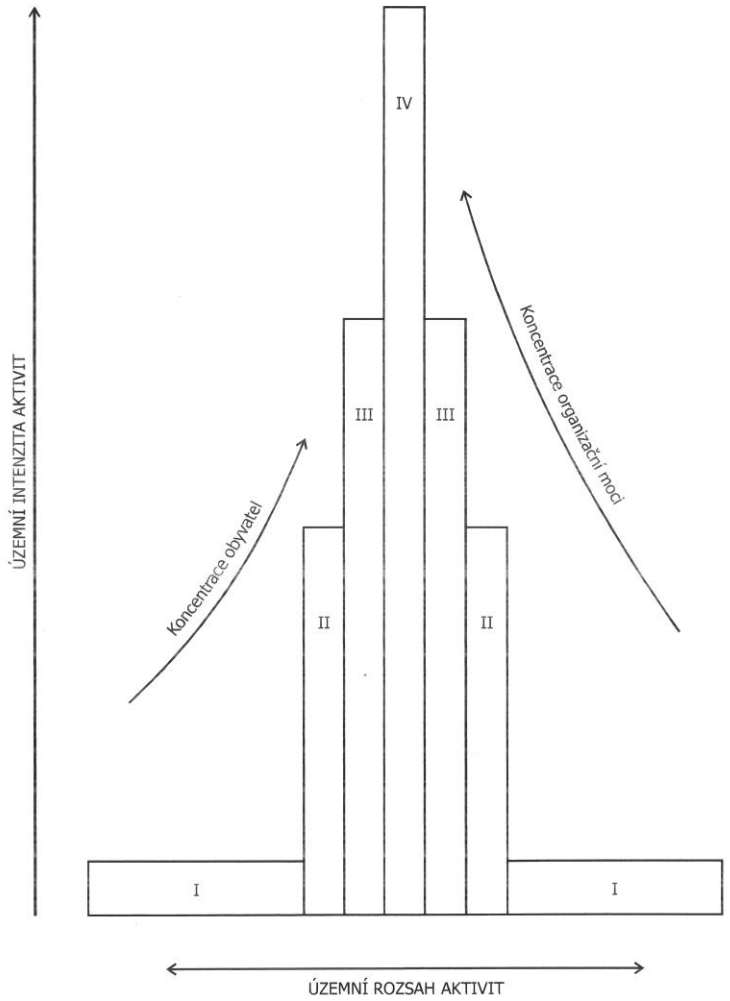

Poznámka: I–IV – označení ekonomických sektorů.
Pramen: převzato z Hampl, 1998 (s. 80), upravené schéma podle Korčák, 1973 a Dostál a Hampl, 1994

Source: Hampl, M. (2025): Geografická organizace společnosti v České republice: transformační procesy a jejich obecný kontext. Univerzita Karlova - PřF, Praha, s. 24

RESEARCH UNDER HORIZON EUROPE AS THE MOST COMPREHENSIVE/ADVANCED ACTIVITY

Obr. 2: Geografická organizace ekonomických sektorů a orientace koncentračních procesů

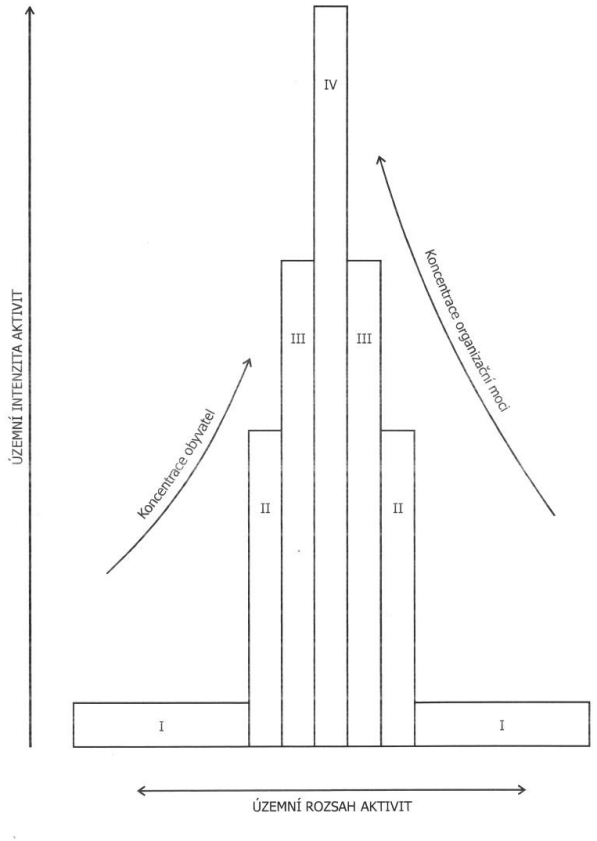

Poznámka: I–IV – označení ekonomických sektorů.
Pramen: převzato z Hampl, 1998 (s. 80), upravené schéma podle Korčák, 1973 a Dostál a Hampl, 1994

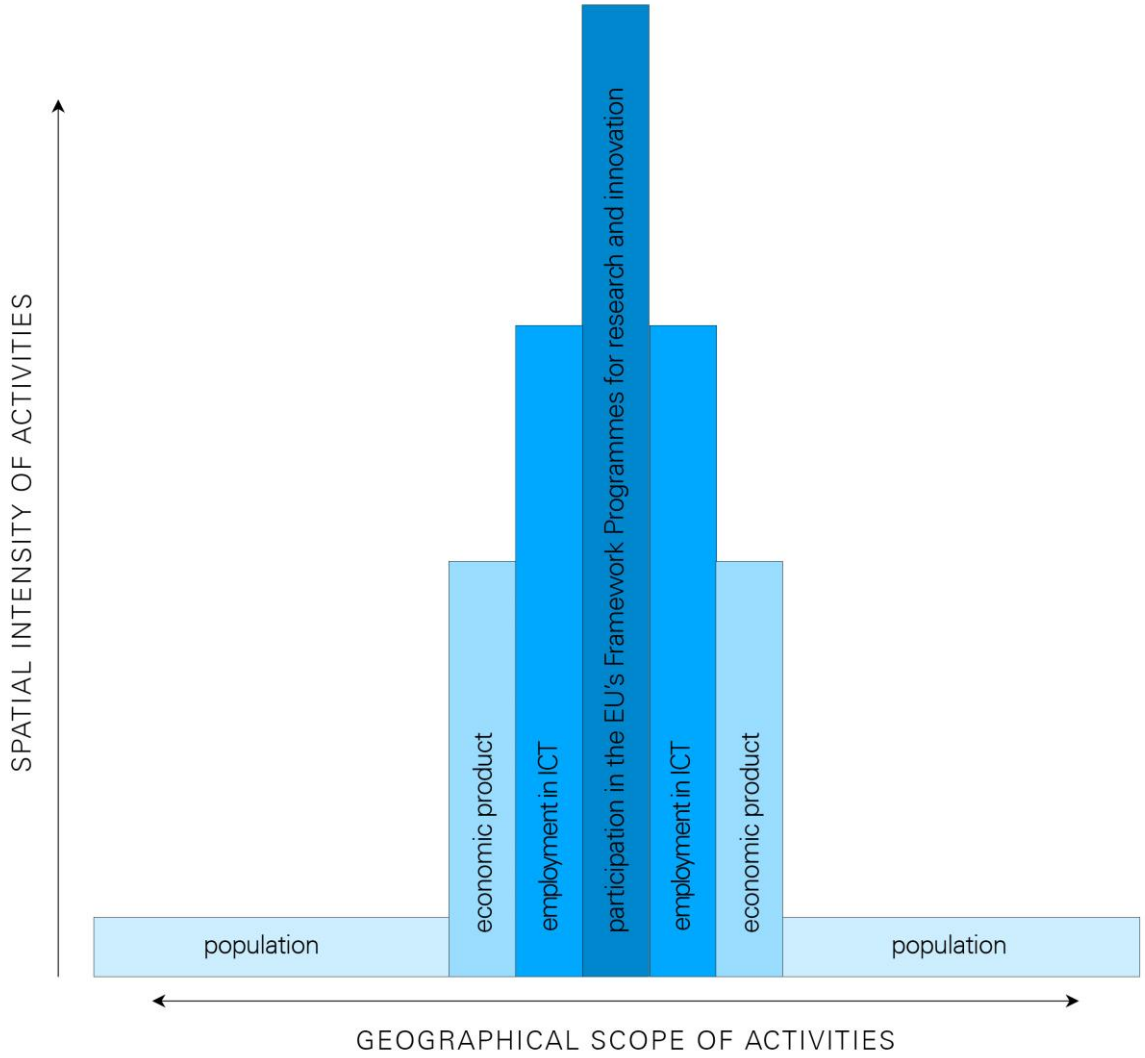

Source: Hampl, M. (2025): Geografická organizace společnosti v České republice: transformační procesy a jejich obecný kontext. Univerzita Karlova - PřF, Praha, s. 24

Source: TC Prague's own modification based on Hampl (2005)

HEAVY REGIONAL CONCENTRATION IS AN INHERENT CHARACTERISTIC OF THE HORIZON EUROPE

Regional concentration of selected indicators in EU27 (in %)

Size category of region	Employment in manufacturing sector 2022	Employment in selected services (G-J sections of the CZ-NACE) 2022	Employment in selected services (K-N sections of the CZ-NACE) 2022	Claimed net EU contribution under the Horizon Europe programme 08/2026
1st	2,0	3,6	5,2	9,1
2nd- 4th	3,9	5,3	6,4	15,1
5th- 12th	8,2	10,2	12,7	22,1
13th- 34th	15,1	17,4	20,4	23,6
35th- 94th	22,3	21,6	22,6	19,1
95th-631st	48,5	41,8	32,7	10,9

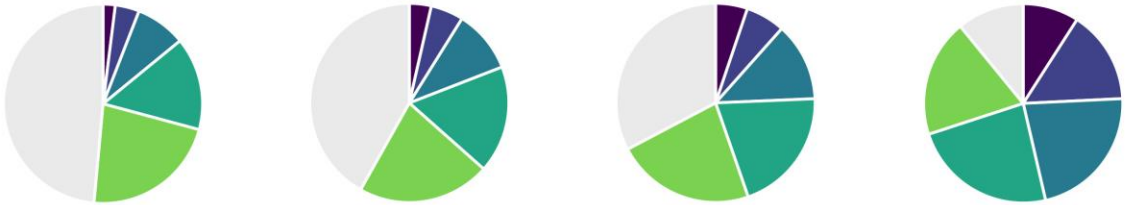

Countries' category	Employment in manufacturing sector 2022	Employment in selected services (G-J sections of the CZ-NACE) 2022	Employment in selected services (K-N sections of the CZ-NACE) 2022	Claimed net EU contribution under the Horizon Europe programme 08/2026
EU14 (Old Member States)	69,3	77,7	84,7	91,5
EU13 (New Member States)	30,7	22,3	15,3	8,5



Source: European Commission – Eurostat (12.-18.03.2025), eCORDA Grants (18.08.2026). TC Prague's own calculation 10/2026.

LET‘S TAKE A CLOSER LOOK ON REGIONAL CONCENTRATION OF PARTICIPATION IN THE HE

- **89.1%** of the EU's net contribution in HE is concentrated in **the top 94 regions** (out of 631)
- **70.0%** of the EU's net contribution in HE is concentrated in **the top 34 regions** (out of 631)
- under the H2020 programme, these figures stood at 86.5% and 65.7% respectivelly

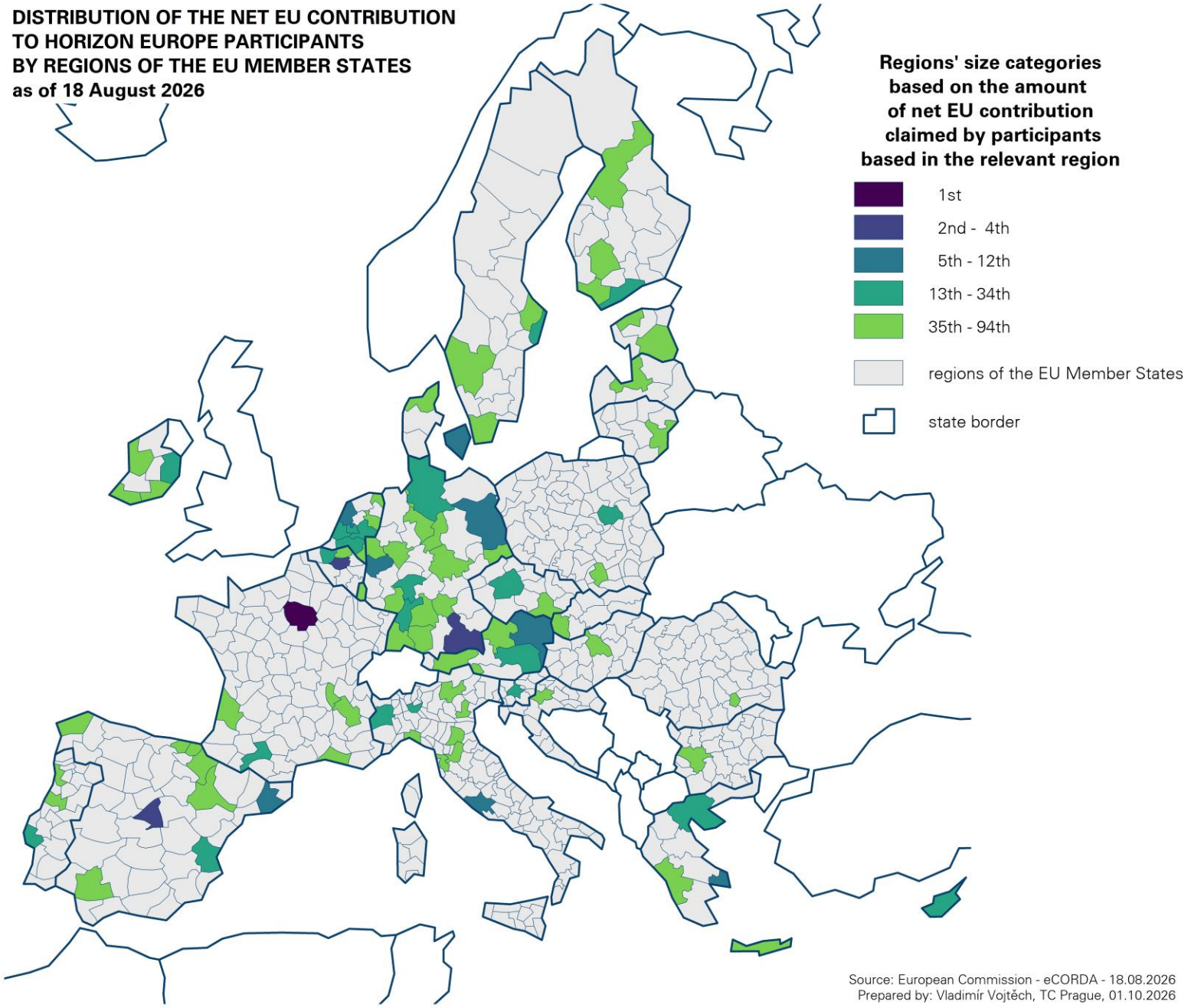

SOME REGIONS CLAIM THE NET EU CONTRIBUTION EQUAL TO THAT OF ENTIRE COUNTRIES...

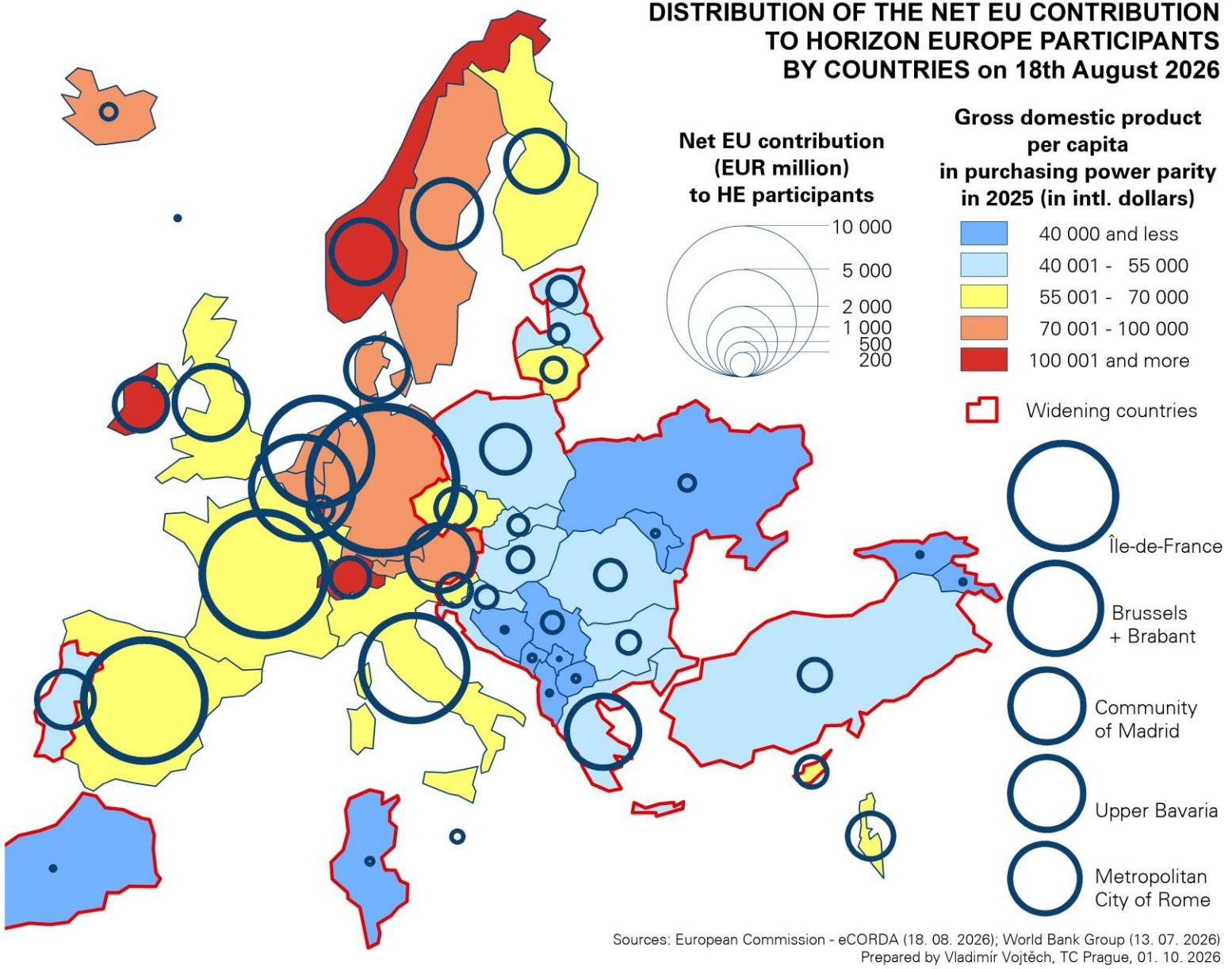

... AND ORGANIZATIONS AS WELL

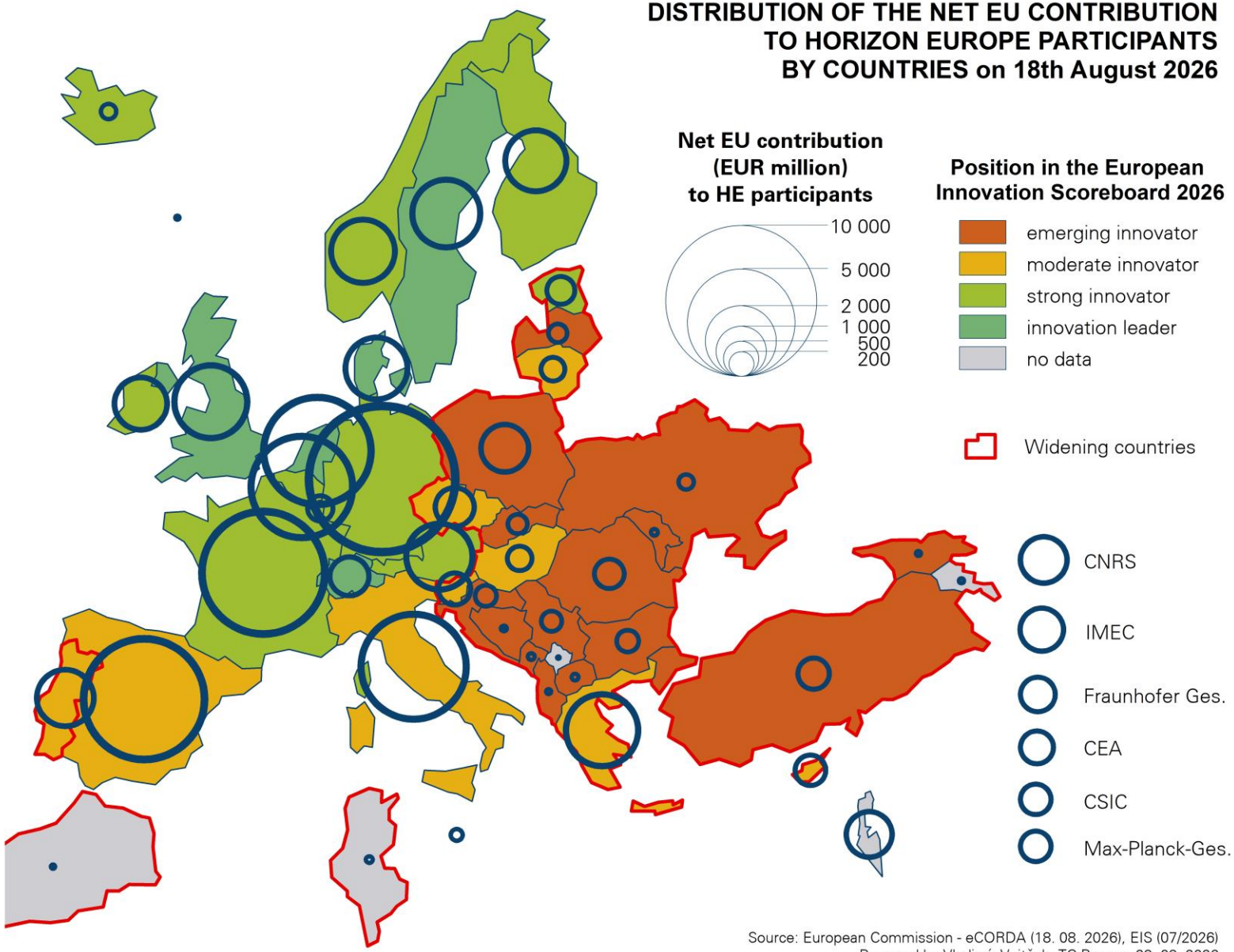

HORIZON EUROPE IN THE CONTEXT OF MNE'S R&D EXPENDITURES

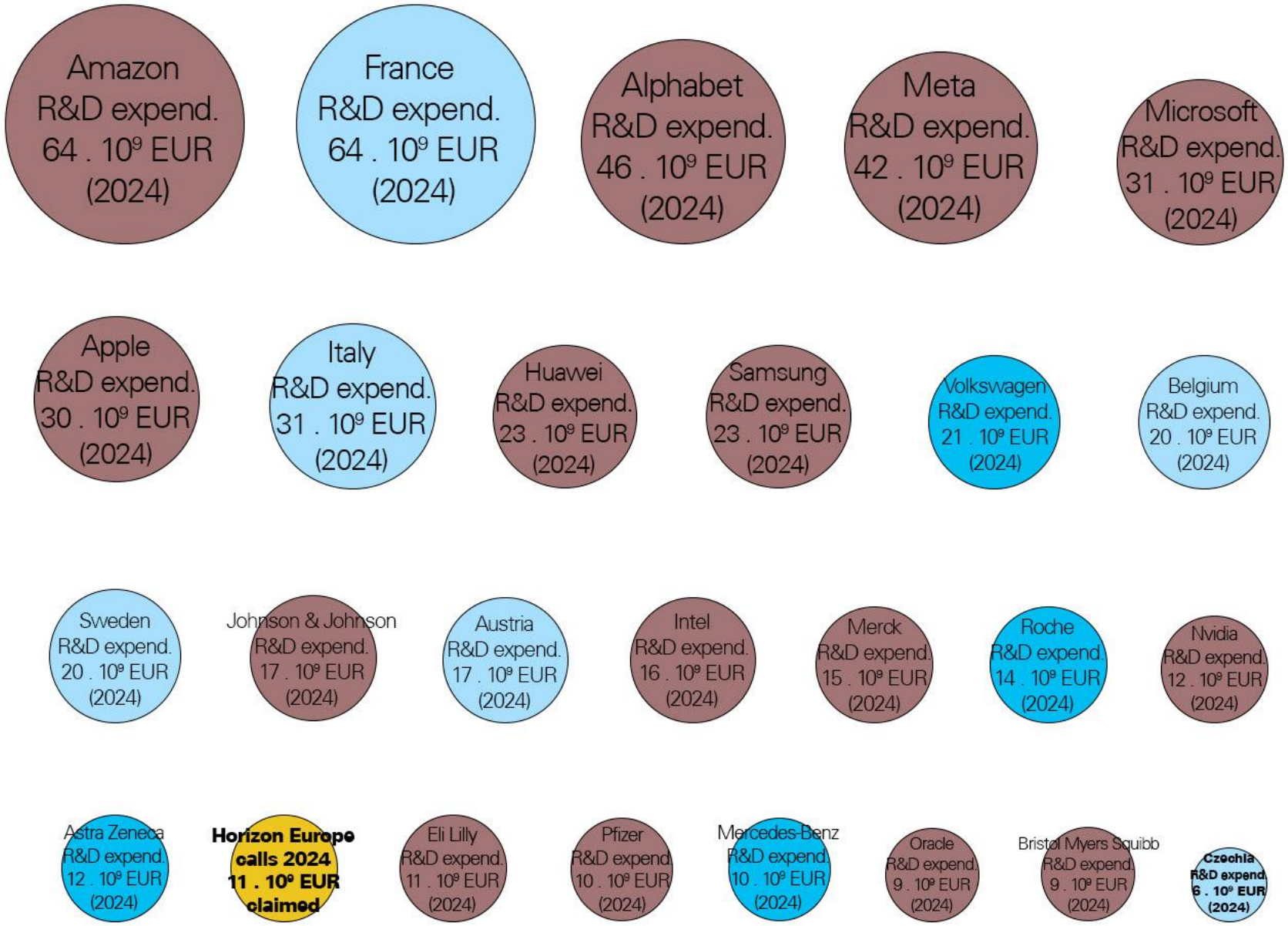

Sources: European Commission - The 2025 EU Industrial R&D Investment Scoreboard (22.12.2025), Eurostat (29.09.2026), eCORDA (18.08.2026)
Prepared by: Vladimír Vojtěch, TC Prague, 13.10.2026

AGENDA

1

THEORY
AND CONTEXT

2

WIDENING
IN NUMBERS

PT, GR, PL, CZ, EE TOGETHER CLAIM 1/3 OF NET EU CONTRIBUTION IN ‚WIDENING‘

Net EU contribution (in € millions) claimed in the 'Widening' priority by 'Widening' countries as of 18.08.2026 and its share on the total net EU contribution

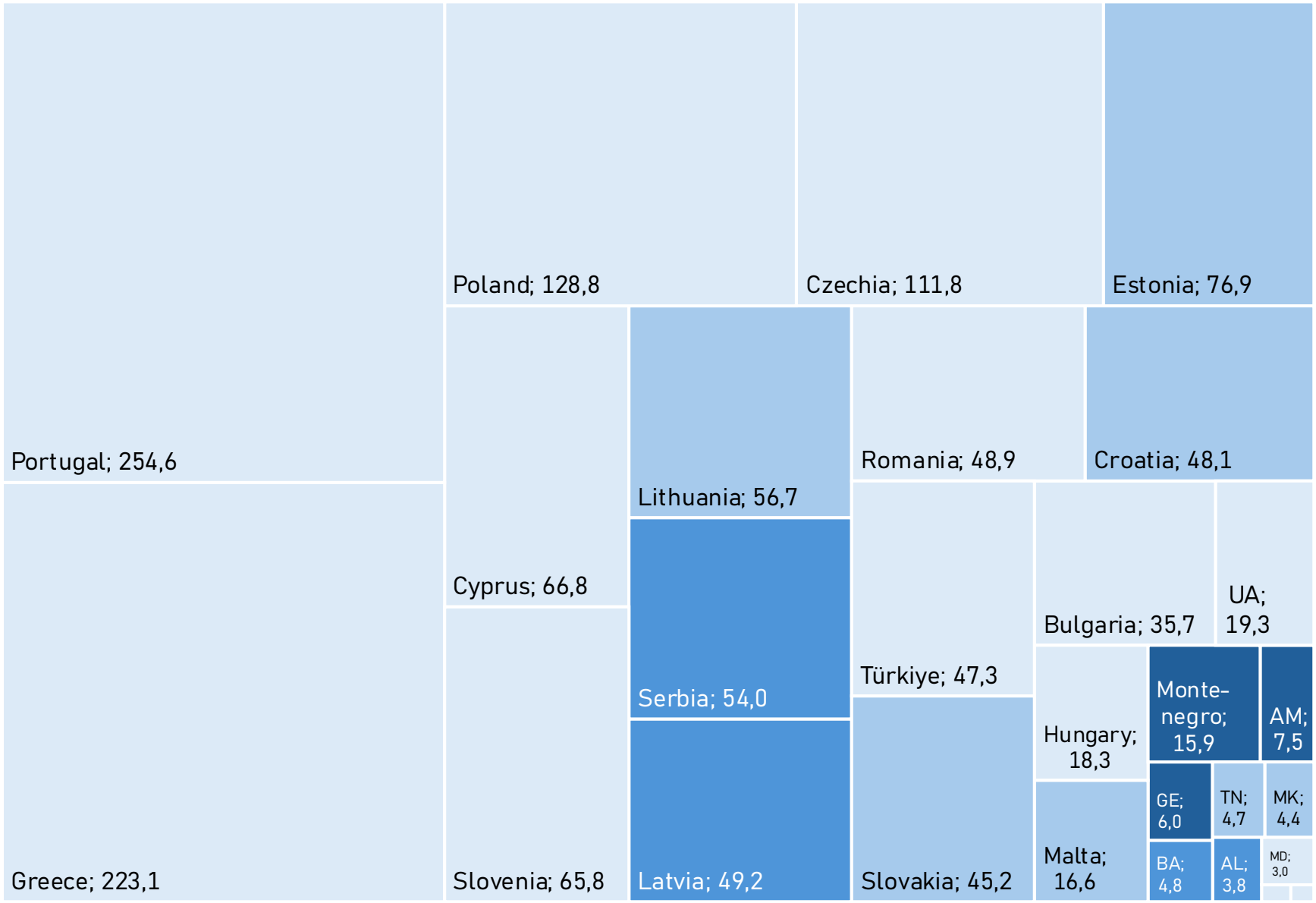

Source: European Commission – eCORDA Grants (18.08.2026). TC Prague‘s own calculation 10/2026.

CZECH PARTICIPANTS MAKE ALMOST EQUAL USE OF SEVERAL TOOLS UNDER THE ‘WIDENING’ PRIORITY

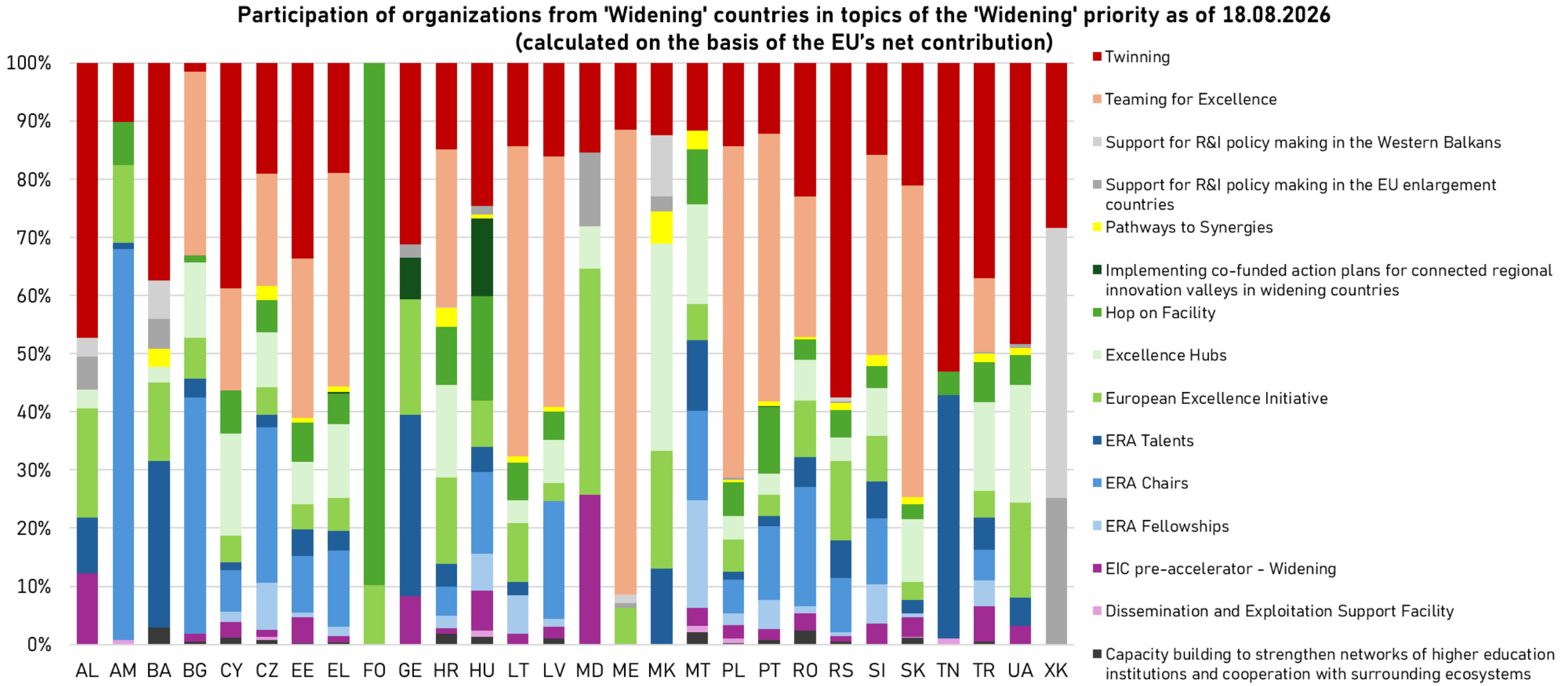

Source: European Commission – eCORDA Grants (18.08.2026)

LET‘S TAKE A CLOSER LOOK ON REGIONAL CONCENTRATION OF PARTICIPATION IN ‚WIDENING‘

- We can see not only organizations from the ‚Widening‘ countries‘ capitals,...
- ... but also some regional participants

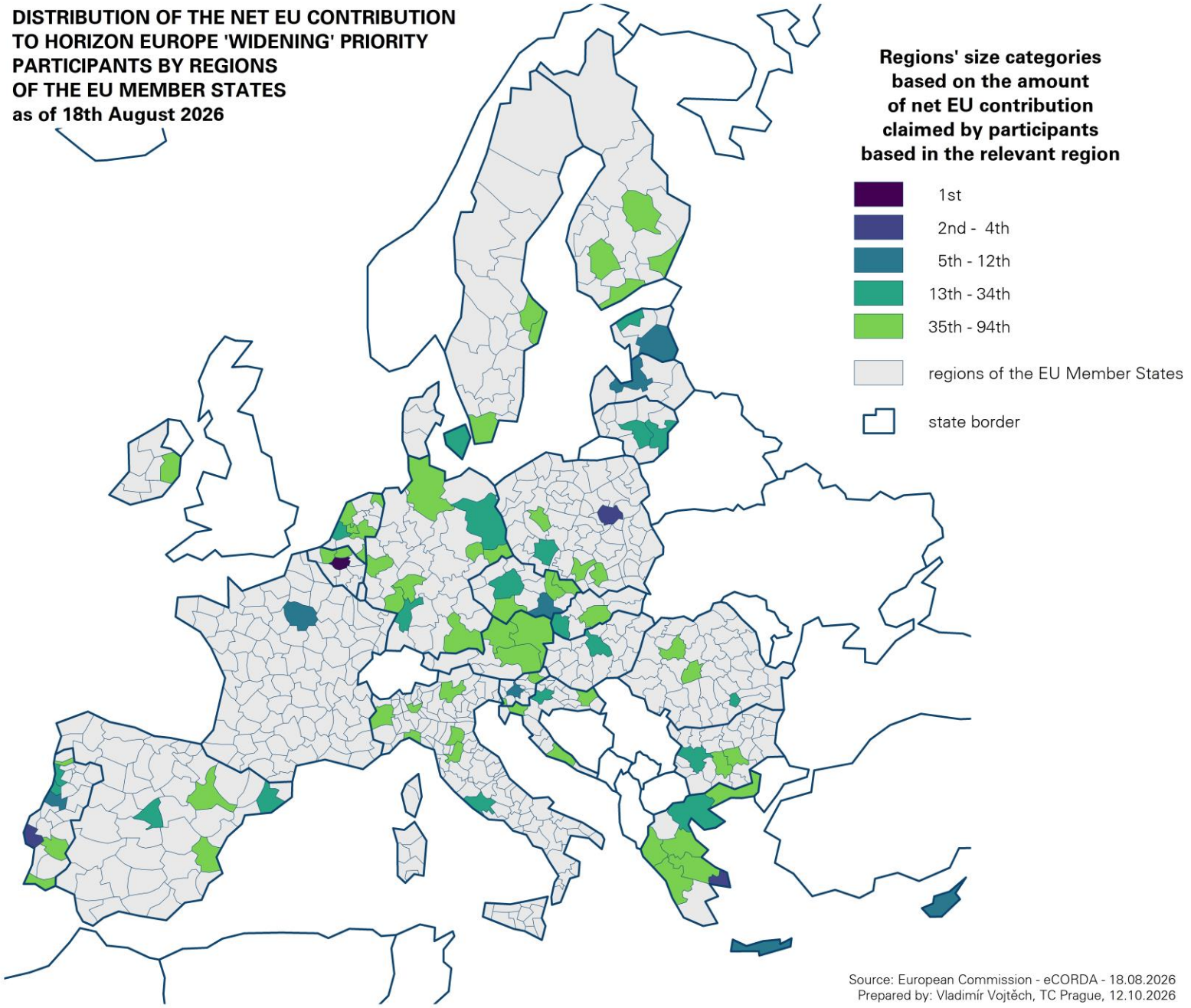

PARTICIPANTS IN THE ‚WIDENING' PRIORITY WITH HIGHEST NET EU CONTRIBUTION CLAIMED 08/'26

ORGANIZATION	Number of participation	Net EU contrib. in € millions	Share of ‚Widening'
COST Association (BE)	2	273.0	100.0%
University of Coimbra (PT)	24	46.8	51.7%
University of Tartu (EE)	34	39.9	34.6%
Foundation for Research & Technology (FORTH) (GR)	33	37.1	25.5%
NOVA University of Lisbon (PT)	32	31.8	32.5%
Masaryk University (CZ)	32	28.0	36.5%
Aristotle University of Thessaloniki (GR)	16	22.0	18.3%
University of Ljubljana (SI)	24	21.5	21.9%
Agricultural University of Athens (GR)	9	19.2	31.4%

Source: European Commission – eCORDA Grants (18.08.2026)

CZ PARTICIPANTS IN THE ‚WIDENING' PRIORITY WITH HIGHEST NET EU CONTRIBUTION CLAIMED 08/'26

ORGANIZATION	Number of participation	Net EU contrib. in € millions	Share of ‚Widening'
Masaryk University	32	28.0	36.5%
VŠB-Technical University of Ostrava	10	9.3	34.8%
Brno University of Technology	13	8.0	28.2%
Palacký University Olomouc	14	6.8	24.6%
Charles University	7	6.5	9.5%
Czech University of Life Sciences Prague	8	6.4	23.5%
St. Anne's University Hospital in Brno	5	4.4	34.5%
Institute of Physics of the CAS	2	4.1	20.4%
Intl. Neurodegenerative Disorders Research Center	1	4.0	73.1%

2/3

of CZ's net EU contribution in the ‚Widening' priority is claimed by these organizations

Source: European Commission – eCORDA Grants (18.08.2026)

LEGAL FORMS OF ORGANIZATIONS PARTICIPATING IN THE ‚WIDENING' PRIORITY 08/'26

Participation of Czech entities in the 'Widening' priority of the HE programme as of 18.08.2026, by legal form (based on the claimed net EU contribution)

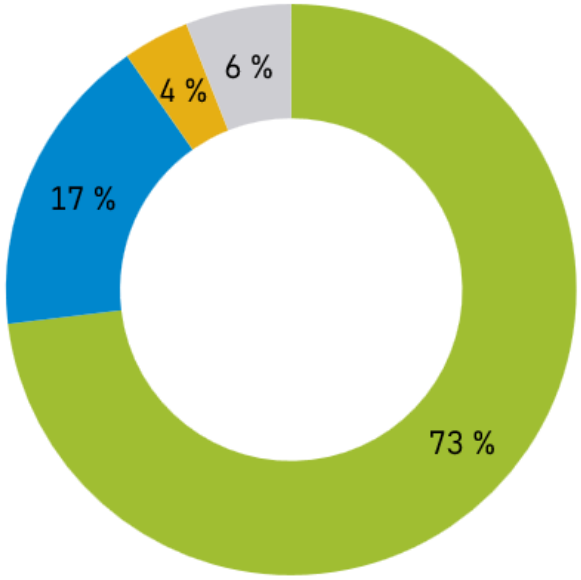

- higher education establishments
- research organizations
- private for profit companies
- public bodies
- other entites

Overall participation in the 'Widening' priority of the HE programme as of 18.08.2026, by legal form (based on the claimed net EU contribution)

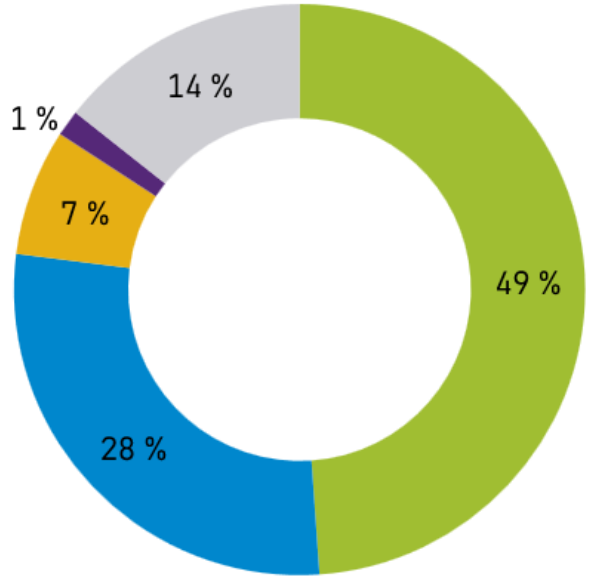

- higher education establishments
- research organizations
- private for profit companies
- public bodies
- other entites

Source: European Commission – eCORDA Grants (18.08.2026)

OVERALL: CZ'S CONVERGENCE TO EU27 IN PARTICIPATION, BUT...

The Czech Republic's position in selected socioeconomic indicators among EU Member States

Indicator	CZ's share on EU27 in %			Convergence index CZ-EU14	
	2013	2020	2024-2026	2020-2024/26	2013-2024/26
Number of participation in the Framework Programme	1,4	1,3	1,7	↑ 1,26	↑ 1,21
Number of coordination in the Framework Programme	0,7	0,8	1,6	↑ 1,95	↑ 2,33
Net EU contribution in EUR claimed by participants in the Framework Programme	0,8	0,9	1,2	↑ 1,34	↑ 1,52
Net EU contribution in PPS claimed by participants in the Framework Programme	1,3	1,4	1,6	↑ 1,16	↑ 1,25
Gross expenditures on research and development in EUR	1,2	1,4	1,4	→ 1,04	↑ 1,18
Gross expenditures on research and development in PPS	1,9	2,0	1,8	→ 0,91	→ 0,95
Number of researchers in FTE	2,3	2,3	2,2	→ 0,94	→ 0,97
Persons with tertiary education	1,9	1,8	1,8	→ 0,97	→ 0,93
Persons with tertiary education and/or employed in science and technology	2,2	2,1	2,1	→ 0,98	→ 0,93
Employed persons in high and medium high-technology manufacturing	4,7	4,9	4,6	→ 0,93	→ 0,99
Employed persons in knowledge intensive services	2,3	2,3	2,3	→ 0,99	→ 1,00
Employed persons in financial and insurance activities	2,6	2,1	2,2	→ 1,03	↓ 0,85
Gross domestic product (GDP) in EUR	1,4	1,6	1,8	↑ 1,12	↑ 1,34
Gross domestic product (GDP) in purchasing power standards	2,0	2,3	2,2	→ 0,97	↑ 1,11

Source: European Comission - eCORDA Grants (FP7 30.04.2021, H2020 22.08.2022, HE 16.08.2026), Eurostat (GDP 10.02.2026, HRST and employment 10.09.2026, R&D 29.09.2026)

CONCLUSION

WHAT WE HAVE SEEN?

- ‚Widening' priority constitutes **15% of total net EU contribution claimed by CZ** in the Horizon Europe programme (i.e. € 112 million out of € 745 million as of August 2026)
  (and there are countries with higher share, where ‚Widening' priority represents decisive component of their overall participation)
- **CZ's share on the ‚Widening' priority is 5%** in terms of net EU contribution; 4th highest among ‚Widening countries' (i.e. € 112 million out of € 2 249 million as of August 2026)
- Different mechanisms of countries' participation growth in the Framework Programmes:
  CZ's growth in participation in Framework Programmes mainly by ERC and MSCA
- And different mechanisms of countries' participation in the ‚Widening' priority
- Different conditions and different demands in R&D and innovative ecosystems of ‚Widening countries'
- Role of participation in project proposals (*There are countries with excesive participation in project proposals and lower success rate than CZ.* ***CZ's success rate*** *in H2020 14%, in HE 16,5%, i.e.* ***slightly lower than for EU14****)*
- There are **much stronger socioeconomic/sociogeographic rules** at work.

MORE PUBLICLY AVAILABLE INFO



TC Prague‘s website tc.cz

HorizontEvropa.cz/en

- *News* section

Echo magazine

MANY THANKS FOR YOUR ATTENTION

Vladimír Vojtěch
Analyst

+420 607 010 795

vojtech@tc.cz

www.tc.cz